




ASHOKA PUBLIC SCHOOL

JAMUI, BIHAR




Nursery




Q2. Introduce yourself. If you are boy then colour only boy's picture otherwise colour the picture of girl.

I am a...



My name is _____ I am a _____

I am



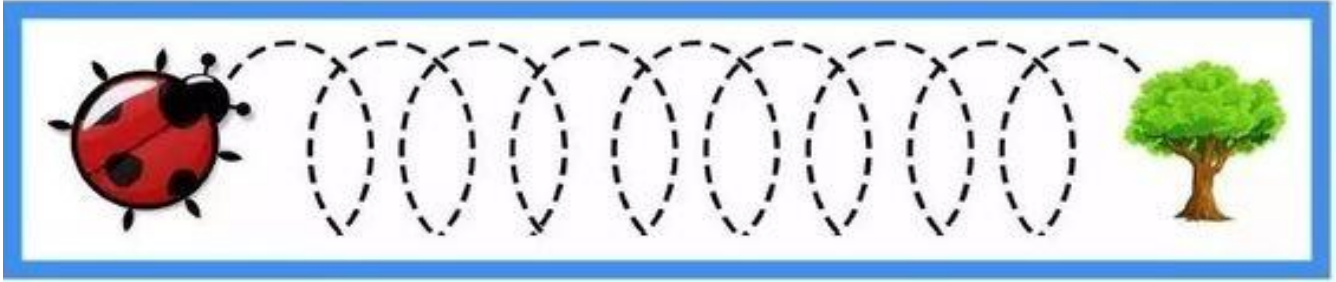
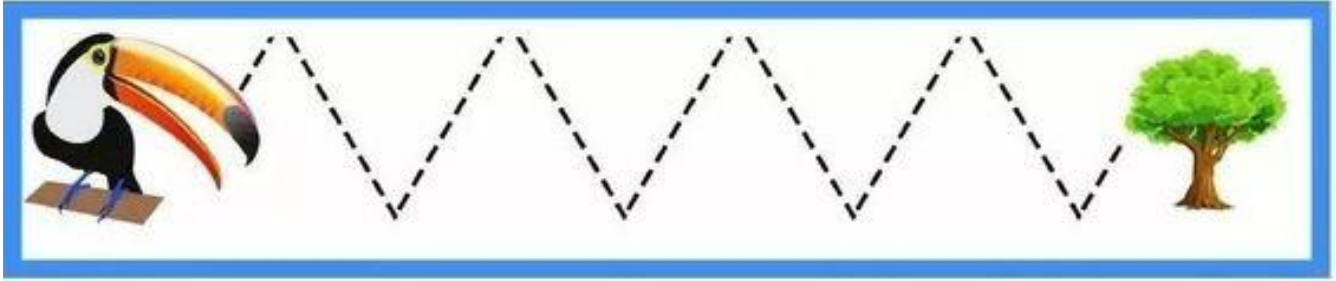
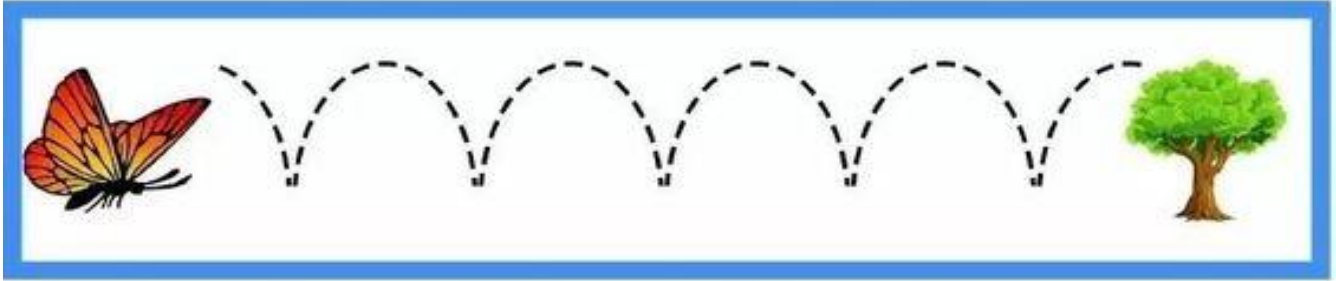
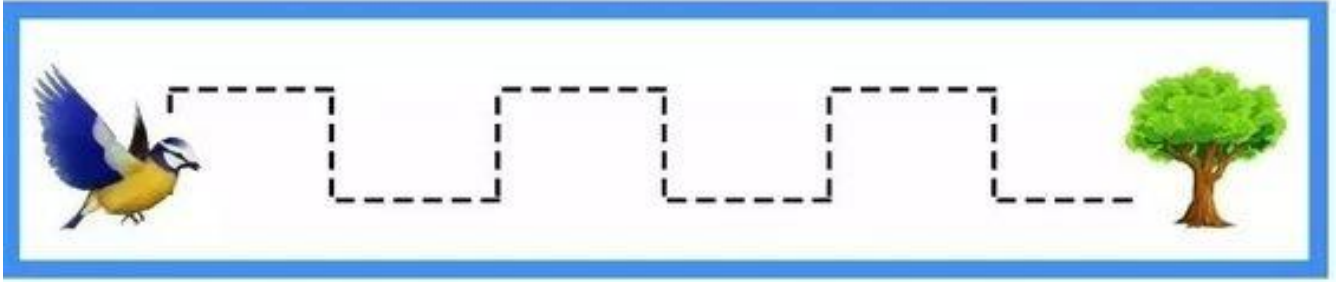
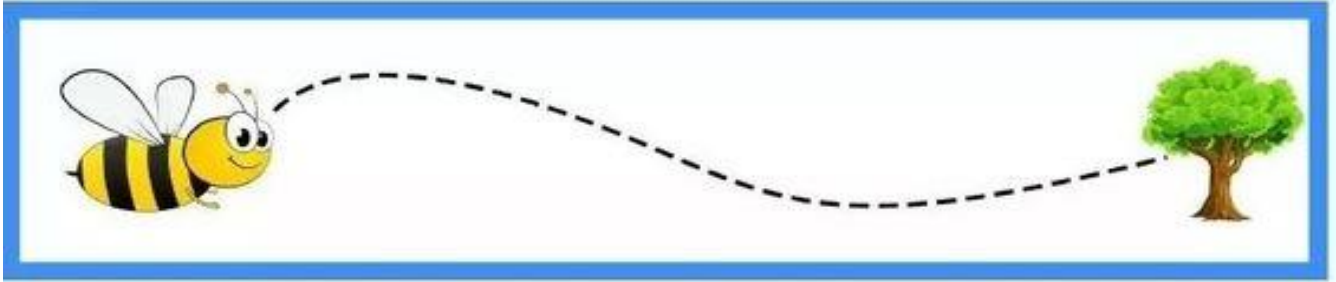
Draw candles to match your age.

years old

Q2. Trace the lines.




Q3. Trace the pattern.



Q4. Trace the hairs of the beautiful lady and then colour them.



Q5. Colour the tall animal with yellow and short with pink.



Q6. Colour the animal which is up.



UP


DOWN



Q7. Trace and circle the letter Aa.

Aa

CIRCLE ALL OF THE LETTER A



TRACE THE LETTER A

Aa Aa Aa Aa

Aa Aa Aa Aa

Aa Aa Aa Aa

Aa Aa Aa Aa



Arm



Ant



Art



Apple

Q6. Match the same object.



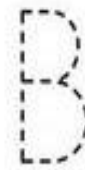
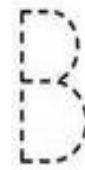
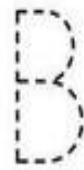
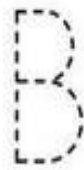
Q7. Match the same object.



APPLE



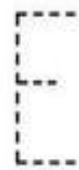


BUTTERFLY



CAT



DUCK



Q7. Match the same object.

Trace Letter - A



Aa Aa Aa Aa
A A A A A A
a a a a a a

Trace Letter - B



Bb Bb Bb Bb
B B B B B B
b b b b b b

Trace Letter - C



Cc Cc Cc Cc
C C C C C C
c c c c c c

Trace Letter - D







Dd Dd Dd Dd
D D D D D D
d d d d d d

Trace Letter - E




Ee Ee Ee Ee
E E E E E E
e e e e e e


Q8. Count and Match.




Q9. Count and circle the correct one.



5	6	4
---	---	---



1	2	5
---	---	---








3	2	5
---	---	---



3	6	2
---	---	---

Q 10. Count and trace.

				
1	2	3	4	5
1	2	3	4	5
1	2	3	4	5
1	2	3	4	5
1	2	3	4	5

Q 11 Learn and do practice of rhymes.

Hop a little



Hop a little ,
jump a little
One, two, three



Skip a little,
Run a little
Tap one knee.



Bend a little,
stretch a little
Nod your head.



Yawn a little,
sleep a little
in your bed.



Ten little fingers



Ten little fingers,
Ten little toes,
Two little ears,
And
one little nose,
Two little eyes,
That shine so bright,
And
two little lips to
kiss Mamma
"Good Night".



सूरज गोल, चन्दा गोल



सूरज गोल, चन्दा गोल,



मम्मी जी की रोटी गोल

पूड़ी गोल, कचौड़ी गोल



भैया खाए, लड्डू गोल।



पहिया गोल, रूपया गोल,



सुनो साथियों, दुनिया गोल



बारिश

बारिश आई छम छम छम,
आओ भीगे तुम और हम।



छप छपा छप उछले हम,
फिर अचानक से फिसले हम।

मिलकर खाएँ सब गरम पकोड़े,
देखो बरसने लगे है ओले।



ठंडी ठंडी हवा के झोंके,
मेंढक देखो टक टक ताके।



बारिश की मस्ती में हम खूब मजे उड़ाए,
आओ मिलकर बारिश में हम सब नहाये।



Father's Day Project

Objective: Complete the provided craft design to create a thoughtful and personalized gift for your father or a father figure in your life.

Instructions:

1. **Design Template:** Enclosed with this message is a craft design template. This will be your guide for creating the Father's Day craft. Make sure to follow the instructions carefully.
2. **Materials:** Use the materials specified in the template. If any additional materials are needed, they should be easily available at home. Feel free to add your own creative touches!
3. **Personal Touch:** Even though you are following a template, try to include a personal element. You can add a heartfelt message, decorate it with colours or patterns your father likes, or incorporate something that represents a shared memory.
4. **Neatness and Presentation:** Pay attention to the neatness and overall presentation of your craft. Take your time to ensure it looks special and well-made.

Submission:

Deadline: Your completed craft should be submitted on the first day of school after the holidays.

Presentation: Be prepared to share your craft with the class and talk about why you think it will be meaningful for your father.

We hope this project will be a fun and meaningful activity for you during the holidays. Take this opportunity to show your appreciation and love for your father in a creative way. We look forward to seeing your wonderful creations!

Have a great holiday and happy crafting!





for
your hard work.
Enjoy your summer break and don't forget
your homework.